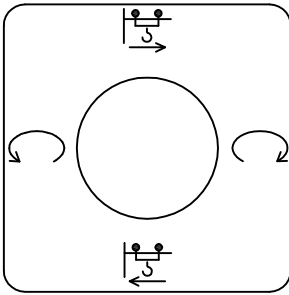
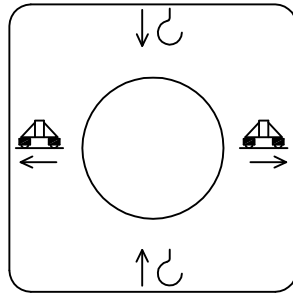


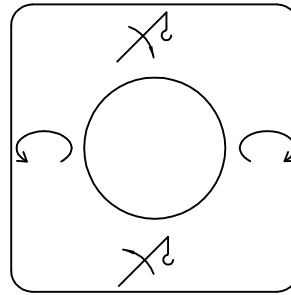
1. Katze/Drehwerk



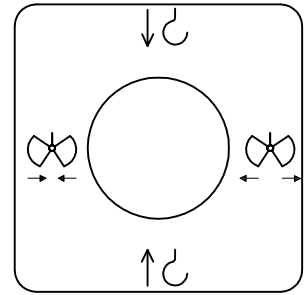
2. Hubwerk/Fahrwerk



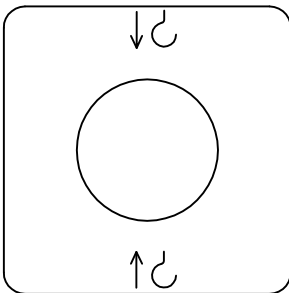
3. Ausleger/Drehwerk



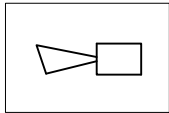
4. Hubwerk/Schließwerk



5. Hubwerk

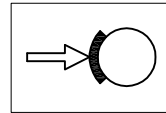


6.



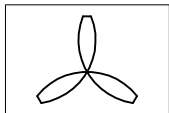
Hupe

12.



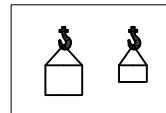
Bremsen

7.



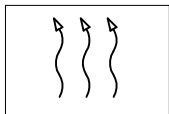
Ventilation, Lüftung

13.



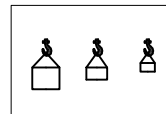
Last groß, klein

8.



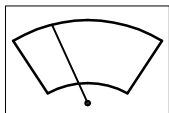
Innenraumheizung

14.



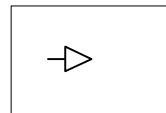
Last groß, mittel, klein

9.



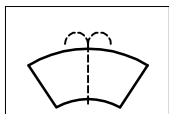
Scheibenwischer

15.



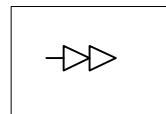
Geschwindigkeit: Normallauf

10.



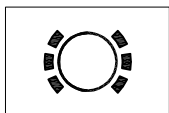
Scheibenwascher

16.



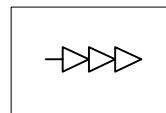
Geschwindigkeit: erhöht; Schnellauf

11.



Bremsbelagverschleiß

17.



Schnellste Geschwindigkeit

